




DIY



Garden Craft Ideas For Children




Colorful Suncatchers

Spread some glue on a transparent plastic lid. Add different food colorings to it and swirl. Allow it to dry for a few hours, and let your child decorate it with beads. Hang it in your garden to reflect the colorful light.

Twig Stars

Ask your children to collect some twigs. Tie these twigs together in the shape of stars. Hang them all over the garden.




Spoon Markers

If you have planted veggies in your garden, why not make spoon markers with your children? Take plastic or wooden spoons, paint a cute picture of the veggie, write its name, and put them in the soil where they stand tall and look pretty.

Golf Ball Ladybugs

If you have some golf balls lying around, give them to your children to paint red. Use a black marker to make them look like ladybugs and place them around your garden.



Tire Flower Planter

Don't let that old tire rest in the garage. Get it out and ask your children to paint it bright. Put some flower pots in it, and your tire flower planter is ready to adorn your garden.

