


# TIPS FOR USING A *Root Touch-Up Color Spray*




Use the color spray only on clean and dry hair.



Ensure to use the spray at the end of your hair styling process.



Shake the spray bottle well before each use to activate the color.



Cover your hairline and forehead with tissue paper to prevent coloring your face.



Hold the can four to six inches away from the hair while spritzing.




Spritz the spray at a 45-degree angle to avoid coloring the bare scalp.



Spritz in short bursts instead of a continuous stream.



Spray the color section by section to cover the entire head in segments.



Use a fine hair brush to blend the color efficiently.



Use the spray to fill the hairline whenever you opt for updo hairstyles.

