

STEP-BY-STEP PROCESS OF FRAGRANCE-FREE Shampoos




Start by choosing a fragrance-free shampoo that meets your requirements.



Saturate your hair thoroughly with lukewarm water.



Take a coin-sized amount of shampoo in your palm and gently massage it on your scalp.




Repeat this process if your hair does not feel clean in the first wash.



Thoroughly rinse the shampoo out of your scalp and hair.

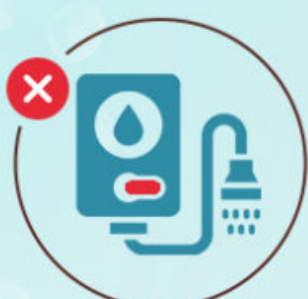


Now spread this lather to your hair to clean it. In most cases, your hair will not require extra shampoo.




Loosen up all the dirt on the scalp with the help of the lather formed.

💡 Tips to remember



Do not use hot water to clean your hair as it may have damaging effects.



Do not scrub your scalp with your nails.



Always read the specifications of the shampoo buying it to make sure it suits your needs.