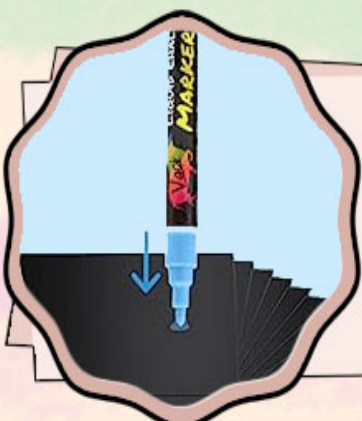
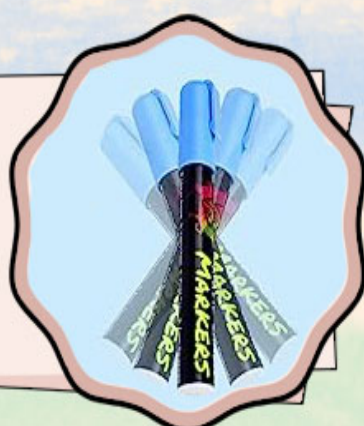




Tips For Using Liquid Chalk Markers

Shake the marker for 30 seconds before each use to activate the ink.



Activate the nib by pressing it on scrap paper until it releases color.

Do not apply too much pressure on the nib as it might get damaged.



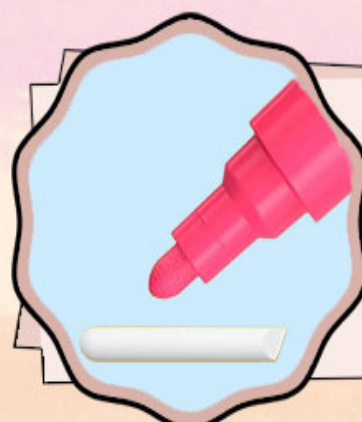
Test the marker on scrap paper to gauge its flow and color intensity.

Spot-test the marker on an inconspicuous portion of your work surface.



Hold the marker at an angle to ensure maximum and consistent ink flow.

Allow the ink to dry by working in sections.



Reverse felt nibs if they get worn out when used on rough surfaces.

Images: Amazon