

TUBERCULOSIS OF OTHER ORGANS IN CHILDREN

Lymph node TB



01 Persistently enlarged lymph nodes for more than 2 weeks

02 Lymph node size is greater than 2 cm

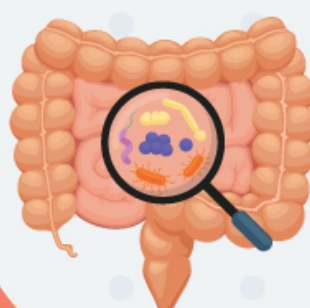
03 Matted lymph nodes (enlarged lymph nodes seem connected)

Abdominal TB

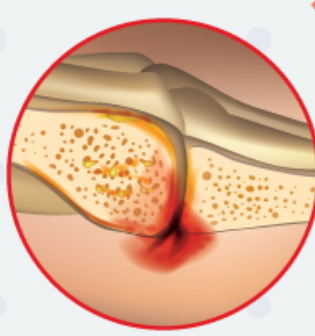
01 Abdominal pain, swelling, and abdominal lump

02 Diarrhea or partial gastrointestinal obstruction

03 Jaundice



Skeletal TB



01 Spine pain with muscle wasting and numbness

02 Swelling of hand and feet bones

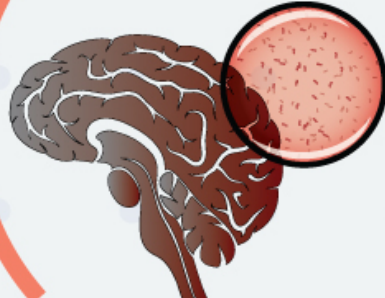
03 Joint pain and swelling

Tubercular Meningitis

01 Fever with drowsiness and vomiting

02 Seizure or altered mental condition

03 Reduced functionality of eyes and weakness of arms



References

1. Standard treatment workflows; ICMR
2. Extrapulmonary Tuberculosis: Pathophysiology and Imaging Findings; RSNA